

WPL SEWAGE TREATMENT PLANT DO'S & DON'TS


Follow our simple Do's



1. Think before you put anything down the sink, toilet or drains.



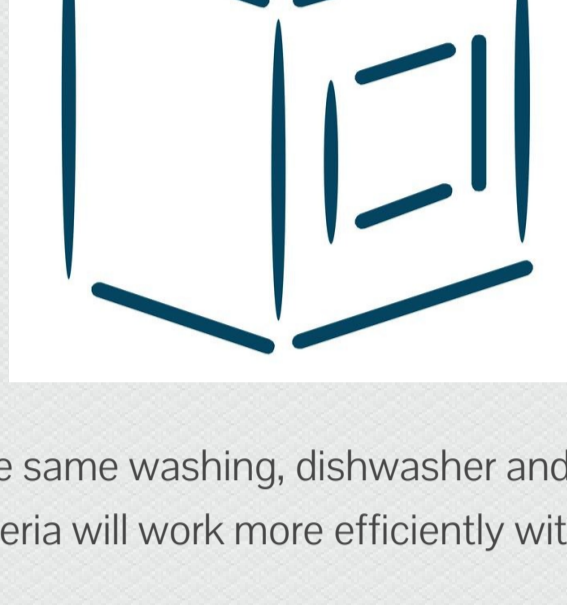
2. Use the manufacturers' recommended doses relevant to the hardness of your local water for household cleaning products.



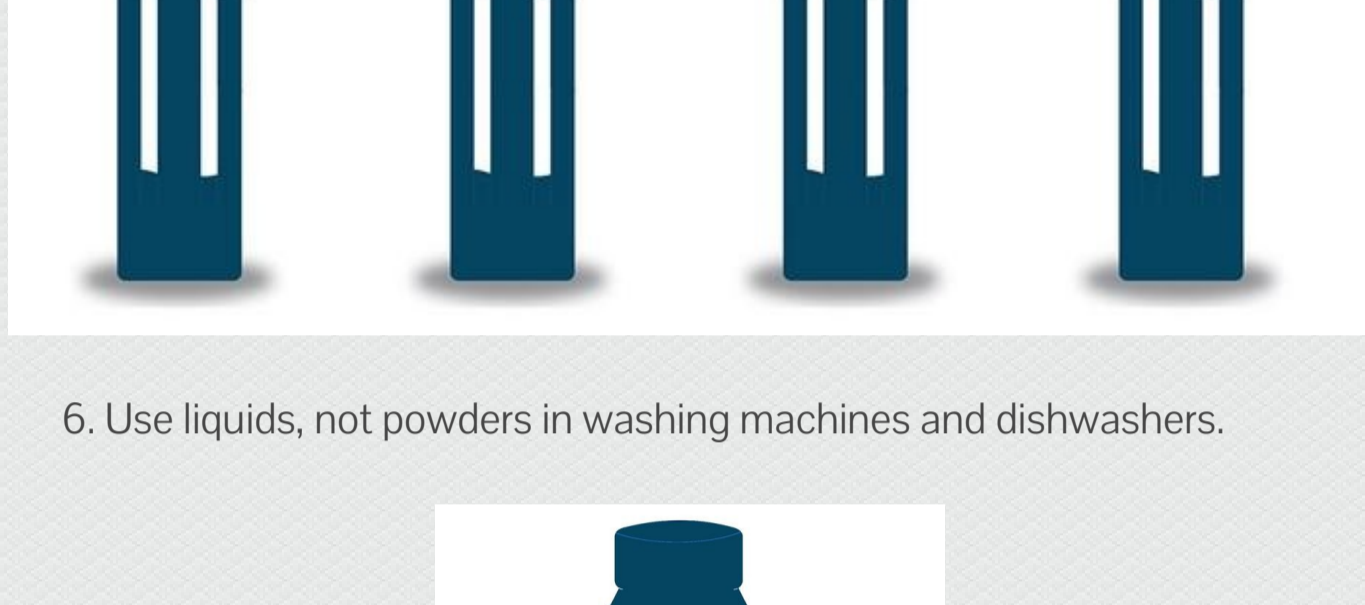
3. Try to use cleaning products little and often so the sewage treatment plant isn't overloaded.



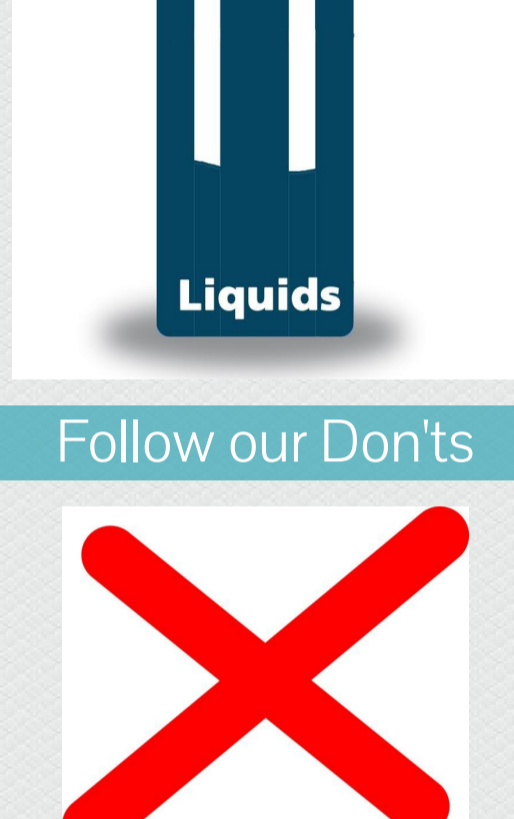
4. Try to spread your clothes washing throughout the week.



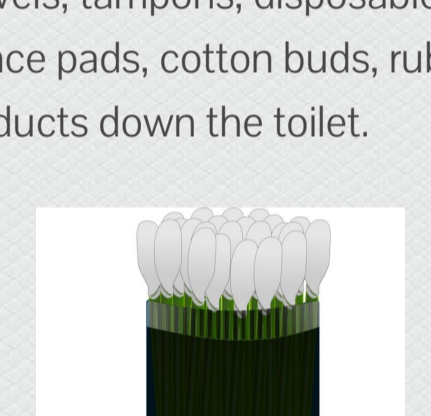
5. Try to stick to the same washing, dishwasher and other cleaning products - the bacteria will work more efficiently with familiar products.



6. Use liquids, not powders in washing machines and dishwashers.



Follow our Don'ts




1. Don't put sanitary towels, tampons, disposable nappies, baby wipes, cotton wool, incontinence pads, cotton buds, rubber products or other non-biodegradable products down the toilet.



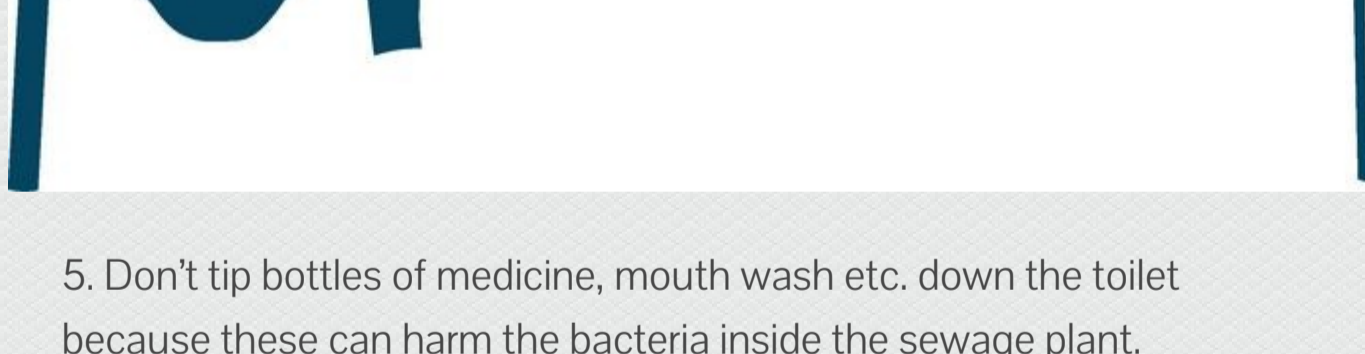
2. Don't pour fat, grease or cooking oil down the sink or drains.



3. Don't use household bleach and strong chemicals indiscriminately or have a "spring cleaning" day.



4. Don't have a "washing day" - try to spread out your washing.



5. Don't tip bottles of medicine, mouth wash etc. down the toilet because these can harm the bacteria inside the sewage plant.



6. Don't keep changing your brands of cleaners and washing powders.



7. Don't pour any garden chemicals, paint or car engine oil down the drains.



8. Don't use your waste disposal unit like a rubbish bin - please try to use it sparingly.



WPL is recognised internationally as a leader in engineering design, manufacture and supply of packaged sewage treatment plants not connected to mains drainage.